

Piezo-Ceramic Ultrasonic Sensors

TCT-40-16T/R2



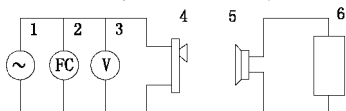
Test Circuit For Output Sound Pressure(Transmitter)

- 1.Oscillator
- 2.Frequency Meter
- 3.Voltage Meter
- 4.Transmitting Sensor
- 5.Standard Receiving Unit
- 6.Sound Amplifier

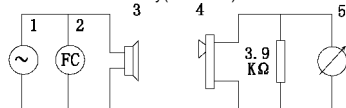
Test Circuit for Sensitivity(Receiver)

- 1.Oscillator
- 2.Frequency Meter
- 3.Standard Transmitting Unit
- 4.Receiver Sensor
- 5.Millivolt Meter

Test Circuit For Output Sound Pressure(Transmitter)



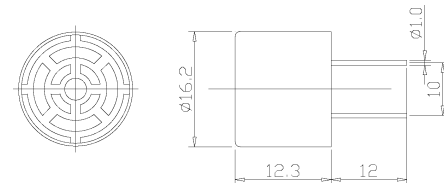
Test Circuit for Sensitivity(Receiver)



DIMENSIONS

UNIT:mm

Tolerance: ± 0.5mm



SPECIFICATIONS

Part Number	Frequency (KHz)	Sensitivity (0dB=10V/Pa) (min)	S.P.L (at.10V.30cm) (0db=0.02MPa) (min)	Capacitance (± 30%PF)
TCT40-10T2	40 ± 1		117dB	3000
TCT40-16R2		-65dB		