

Piezo-Ceramic Ultrasonic Sensors

TCF40-14T/R2



Test Circuit For Output Sound Pressure(Transmitter)

- 1.Oscillator
- 2.Frequency Meter
- 3.Voltage Meter
- 4.Transmitting Sensor
- 5.Standard Receiving Unit
- 6.Sound Amplifier

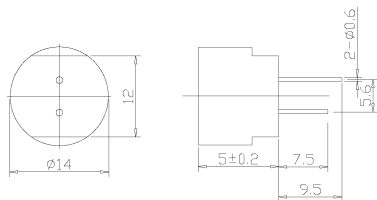
Test Circuit for Sensitivity(Receiver)

- 1.Oscillator
- 2.Frequency Meter
- 3.Standard Transmitting Unit
- 4.Receiver Sensor
- 5.Millivolt Meter

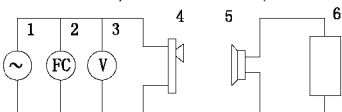
DIMENSIONS

UNIT:mm

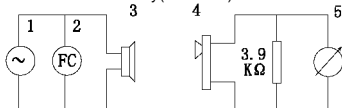
Tolerance: ± 0.5mm



Test Circuit For Output Sound Pressure(Transmitter)



Test Circuit for Sensitivity(Receiver)



SPECIFICATIONS

Part Number	Frequency (KHz)	Sensitivity (0dB=10V/Pa) (min)	S.P.L (at.10V.30cm) (0db=0.02MPa) (min)	Capacitance (± 30%PF)
TCF40-14T/R2	40 ± 1	-75dB	100dB	2000